

SUMITOMO

SH 225X

MINIMUM SWING RADIUS

LEGEST



●There are times when we may change the content of the catalogue without warning ●There are times when printed photographs may differ from the retailer's actual specifications
●Photographs shown above have been taken in poses for use in this catalogue. When exiting machinery, please ensure that operational equipment is always grounded, and that every effort has been made to ensure safety ●There are times when the color of catalogue photographs may, as a result of the printing process, differ from the actual color ●Please always ensure that you have read the instruction manual before operating this vehicle ●A special license (Certification of the completion of a vehicle type construction machinery skilled operator's course) is required to operate construction machinery in excess of 3 tons ●Operation of specified cranes requires completion of a vehicle type construction machinery skilled operator's course, or completion of a small size mobile crane skilled operator's course

 **SUMITOMO (S.H.I.)**
CONSTRUCTION MACHINERY
MANUFACTURING CO., LTD.

731-1 Naganumahara-cho, Inage-ku,
Chiba, 263-0001 Japan
For further information please contact:
Phone : +81-43-420-1796
Facsimile : +81-43-420-1907

We are constantly improving our products and therefore reserve the right to change designs and specifications without notice.
Illustrations may include optional equipment and accessories and may not include all standard equipment.

MADE IN JAPAN

The world knows that Japanese design and manufacturing is the best especially for industrial products. The hydraulic excavator is not the exception when a total integration concept is required in design work involving key components, manufacturing engineering and product quality assurance in the factory.

All SUMITOMO hydraulic excavators are engineered and assembled in SUMITOMO's its one and only factory located in Chiba City, Japan, and distributed to each country in the world. This distinctive feature is unique to SUMITOMO, giving the SUMITOMO machine users total comfort and reliance on product quality.

(Note: Some of the items manufactured and sourced in other countries may be assembled in Japan.)



LEGEST
SH 225X

Minimum Swing Radius

In addition to boasting top-class compact rotational capability for cramped areas, outstanding stability, and powerful digging and drive strength have been realized. On various kinds of work-sites it can always be trusted to perform and maneuver exactly as the operator intends.



SPACE5

SUMITOMO Powerful And Clean Engine System

1 Powerful 2 Economy 3 Clean 4 Silent 5 Strong

High-level operational performance and environmental soundness have been simultaneously achieved. The new-type "SPACE 5" engine system meets the newly enacted Japanese Off-road machinery regulation (Law on Regulation of Special Motor Vehicle Exhaust)

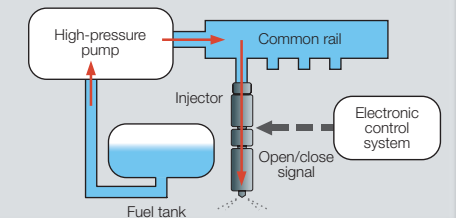
Clearing the Non-road Special Motor Vehicle Exhaust Emission Standard



"Achieving an exceptionally high standard for the 5 major qualities required of construction machinery", that is the solution provided by the SPACE5 engine that will meet the demands of the next generation.

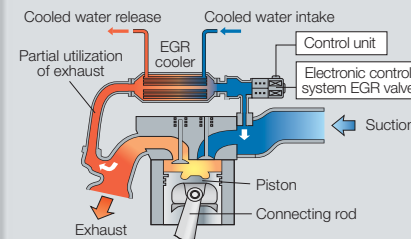
Common rail fuel injection system

The super-high-pressure common rail fuel injection system realizes super-high-pressure, high-precision multiple-injections. Timing and volume of fuel injection is controlled, which improves consumption efficiency, and PM (particulate matter) is greatly reduced.



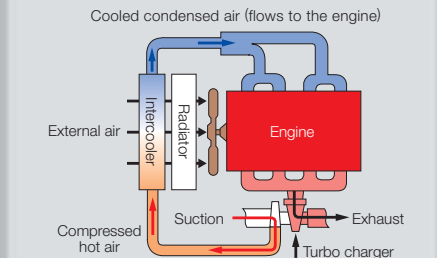
Cooled EGR system

Exhaust gas is re-circulated and combustion temperature lowered by the EGR (Exhaust Gas Recirculation) engine. In addition, a water-cooled EGR system has been employed, which further efficiently reduces NOx (nitrogen oxide).



4-valve OHC turbo engine with intercooler

Air intake efficiency is improved by the intercooler. It cools air taken in, which has been heated by the compression of the turbo charger. In addition to a great reduction of NOx and PM, high output and improved fuel consumption have been realized.



● Performance capacity **UP 5%**

(As compared with SH200-5 in H-mode)

● Standard output **UP 11%**
114.4kW/1800min⁻¹

Diversified operational field

Road works Forest road works Demolition works

Improvements to precision maneuverability

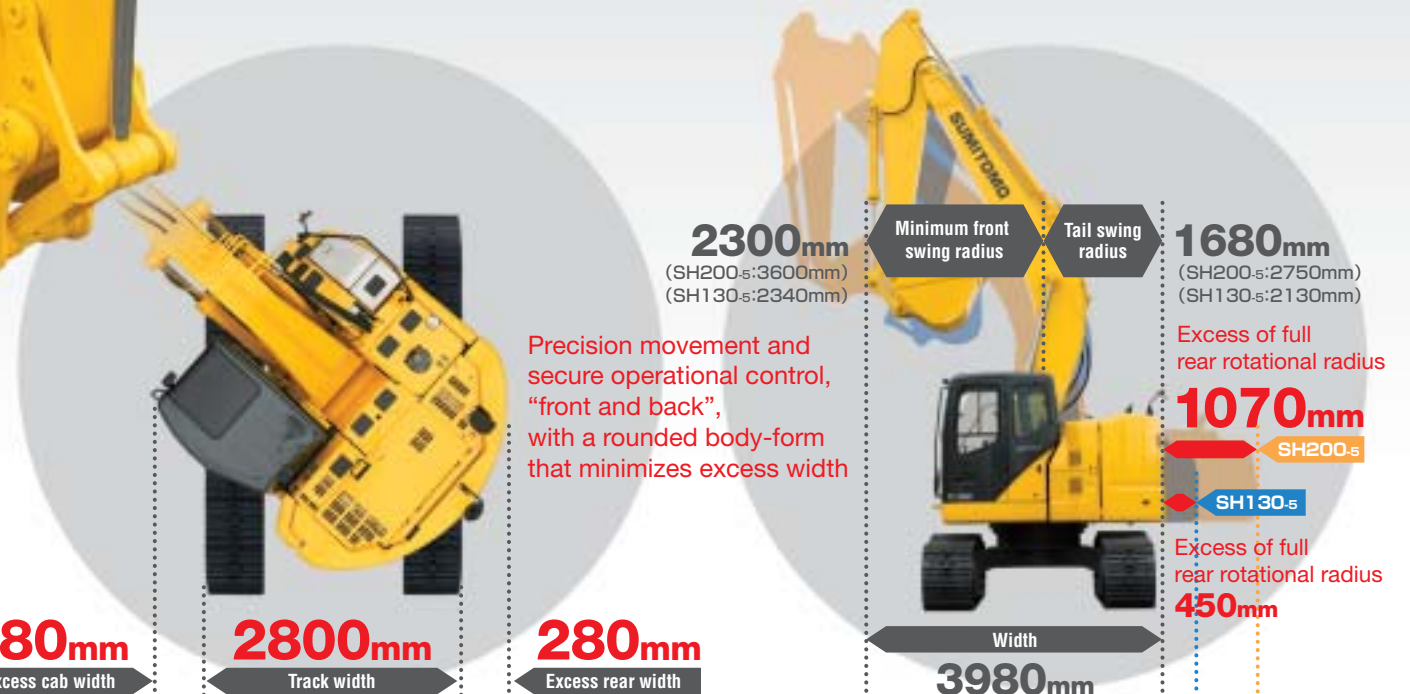
Precision maneuverability that functions exactly as the operator intends has been made possible through the employment of a new type of rotational bearing.

Rotational ABS

A rotation shock-absorber device has been installed to soften jolts that occur when the vehicle halts rotation. This is particularly useful for pinpointing position, and preventing spillages during manual operation.

Employment of speed assisted mechanics

Through employing an oil return system in the arm and boom, speed assisted operations for digging, as well as fuel consumption, have been improved.



Maintenance


Diverse innovations designed to reduce running costs and make maintenance easy. In terms of both cost and labor, you will really come to appreciate its efficiency the longer you use it.



Ground Level Access

Various parts of the excavator can now be cleaned and changed from ground level without climbing onto the body of the vehicle. Maintenance is no longer troublesome.

- ① Double element air cleaner
- ② Fuel cooler
- ③ Condenser
- ④ Battery (maintenance free)
- ⑤ Reserve tank
- ⑥ Washer tank




Fuel, oil filter remote

Thanks to the installation of a fuel pre-filter as standard, breakdowns caused by fuel blockages are reduced. In addition, because the fuel and oil filters are installed in positions that can be accessed from ground level, changing them is made simple.

- ① Fuel pre-filter (with water separator)
- ② Fuel filter (with water separator)
- ③ Oil filter



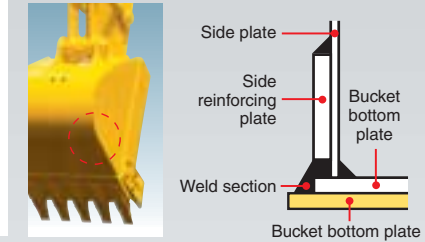
Ease of cleaning around radiator



Bucket

A one piece wear plate covers the weldment area to increase the wear life of the bucket.

■ Cross section
Protection of weld bottom plate and flattening of bottom plate by changing the bottom plate weld structure.



New-type track guard to prevent wheel loosening

A new-type of track guard has been employed. This is effective in protecting the roller and preventing the shoe from coming loose.



High-Performance Return Filter

The hydraulic oil change interval is 5,000 hours, and the return filter change interval is 2,000 hours. One high performance return filter keeps the same level of filtering effect as a nephron.

- Hydraulic • oil change : **5,000 hours**
- Life of filter : **2,000 hours**

※The oil and filter change interval depends on the working conditions.

The High-Performance Return Filter is made more precisely to condense the Nephron filter function.



EMS (Easy Maintenance System) as Standard

SUMITOMO
unique design

SUMITOMO's new improved EMS keeps the pins and bushes fully lubricated at all times and prevents rattling. This system significantly extends the service life of the pins and bushes.

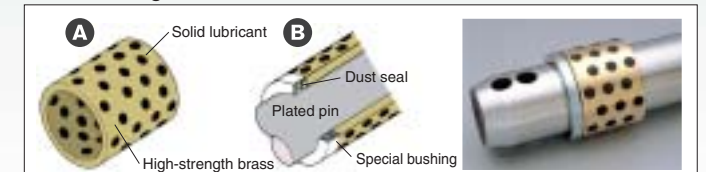
The interval of greasing around the bucket is 250 hours, and the interval for the other sections is 1,000 hours, keeping the joints lubricated for a long time and extending the service life of parts by reducing abrasion and rattling.



- Bucket greasing interval : **250 hours**
- Greasing interval for other sections : **1,000 hours**

※The greasing interval depends on the working conditions.

EMS bushing



- ① A solid lubricant embedded in high strength brass forms a layer on the bushing surface to prevent contact between metals, maintaining an excellent lubricated state to reduce the abrasion of joints.
- ② The surface of the pin is plated to increase the surface hardness and to improve the wear resistance accordingly.

Precautionary use of EMS

- ① Grease is enclosed, however, greasing is necessary every 1000 hours or six months depending on the level of dusting conditions.
- ② Greasing is also necessary after any components have been submerged underwater for prolonged periods.
- ③ Greasing is also recommended after use with hydraulic breakers, crushers or other high impact attachments such as rock saws etc.
- ④ Bucket pins should be cleaned thoroughly when removing or attaching new buckets.

Operation mode-change switch



The customer can easily switch between N Mode, which maximizes operational capacity, and E Mode, which prioritizes fuel economy, as required.

Fuel consumption rate
Improved by approximately
7%
(when in N Mode)

Cycle time
Reduced by approximately
5%
(when in N Mode)

Engine Oil Drain Coupler

The engine oil pan is provided with a drain coupler. This makes it easier to do drain work and prevents oil from spattering because of the attached drain hose.



Operator Comfort and Safety

How safely, and in what level of comfort can the driver carry out daily operations?
We have extended every possible care and attention to ensure that both safety and comfort are provided.



Comfortable and spacious cab


Spacious foot space



Floor design allows easy access to and from cab



Full operation-console slide adjustment (Reclining seat)



Air conditioner installed as standard

An air conditioner is fitted as standard. Front facing airflow vents and a defrosting function allow a pleasant work environment to be maintained.

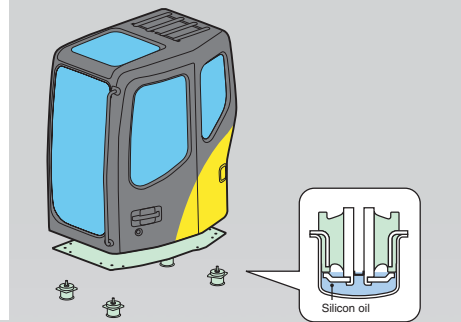


Slide-door windows



Employment of fluid-mount suspension to reduce fatigue

Impacts and vibrations on the cab are effectively absorbed, providing a pleasant and comfortable ride, as well as reducing noise levels inside the cab. Operator fatigue is reduced.




AM/FM radio



Stereo speakers

Gate-type lock lever on the operation lever to prevent operational errors




Large hand rail on front right side



Emergency escape hammer



Reversing rear-view mirror



Cab roof window



Membrane switch



Emergency stop switch



Defroster/Cup holder

